

# **The proliferation of functions: multiple systems playing multiple roles in multiple super-systems**

Nathan Crilly, *University of Cambridge*

Address:

Engineering Design Centre  
Department of Engineering  
University of Cambridge  
Trumpington Street  
CB2 1PZ  
UK

Tel: +44 1223 748244

Email: [nc266@cam.ac.uk](mailto:nc266@cam.ac.uk)

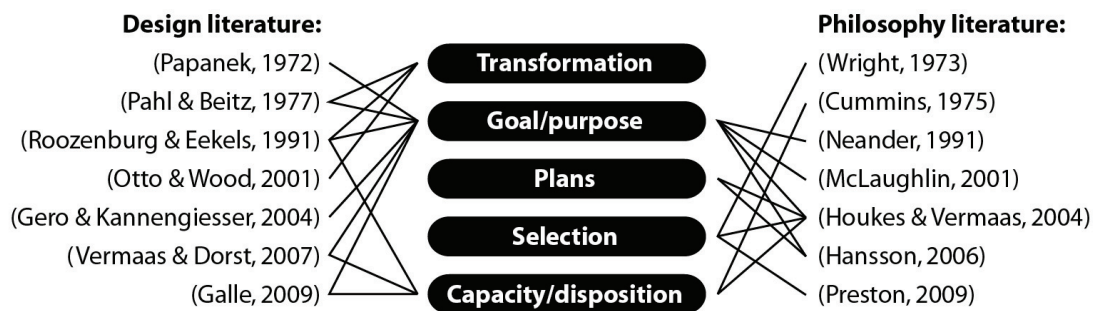
Short title: The proliferation of functions

Abstract: When considering a system that performs a role, it is often stated that performing that role is a *function* of the system. The general form of such statements is that “the function of  $S$  is  $R$ ” where  $S$  is the functioning system and  $R$  is the functional role it plays. However, such statements do not represent how that single function was selected from many possible alternatives. This article renders those alternatives explicit by revealing the other possible function statements that might be made when either  $S$  or  $R$  are being considered. In particular, two forms of selection are emphasised. First, when we say “the function of  $S$  is  $R$ ”, there are typically many systems other than  $S$  that are required to be in operation for that role to be fulfilled. The functioning system,  $S$ , does not perform the role,  $R$ , all by itself, and those systems that support  $S$  in performing that role might also have been considered as functioning. Second, when we say, “the function of  $S$  is  $R$ ”, there are typically many other roles that  $S$  plays apart from  $R$  and those other roles might also have been considered functional. When we make function assignments, we select both the functioning system,  $S$ , and the functional role,  $R$ , from a range of alternatives. To emphasise these alternatives, this article develops a diagrammatic representation of multiple systems playing multiple roles in multiple super-systems.

Keywords: function, systems, causation, propagation, proliferation

# 1 Introduction

Concepts of *function* occupy a curious position in the study and practice of design. On the one hand, it is seemingly easy to state what the function of something is, and such statements are often freely made about existing or imagined objects. On the other hand, however, the meaning of function is very difficult to pin down and a great many definitions have been offered. This is the case both in design research and philosophy, the two disciplines that have considered the concept most (see reviews in Crilly, 2010; Erden et al., 2008; Houkes & Vermaas, 2010; Preston, 2009; Vermaas & Dorst, 2007). Typically, these definitions of function emphasise one or more common concepts, including the transformation of an input to an output, satisfying the goal or purpose of an agent, the plans that such an agent may have, the effect of selective pressure, and the capacity or disposition of a system (see Figure 1). Across this variety of definitions, two broad meanings of function can be distinguished: one meaning is that function describes how a thing works *internally* by the operation of its components; the other meaning is that function describes how a thing works *externally* to affect its environment (e.g. Chandrasekaran & Josephson, 2000).<sup>1</sup> This article will focus on the second of these two meanings, but they are related; internal functions are the means by which external functions are realised (Bell, Snooke, & Price, 2007; Chandrasekaran, 2005).



**Figure 1.** Different definitions of function emphasise one or more common concepts. To illustrate this, some definitions from the design literature and the philosophy literature are here connected to the concepts that they emphasise. These definitions and others are collected in (Crilly, 2010).

At its most basic level, function is usually expressed in statements that take the form “the function of *S* is *R*”, where *S* is a functioning system (often referred to as a ‘device’) and *R* is the role that the system plays.<sup>2</sup> Simple examples of such statements might be that the function of a pen is to transfer

ink onto a page (Brown & Blessing, 2005; Vermaas, 2009), or that the function of a door buzzer is to enable a visitor to inform someone inside a building that there is someone at the door (Chandrasekaran & Josephson, 2000). In these examples, the pen and the buzzer are the systems ( $S$ ) and the ink-transfer and the informing are the roles ( $R$ ) that those systems play. Function statements such as these are a type of design representation and are useful for developing methods and tools to support designers in their work. They are also used in artificial intelligence research aimed at formalising design knowledge so that designing might be automated (Chakrabarti et al., 2011; Rosenman & Gero, 1998; Umeda & Tomiyama, 1997; Vermaas & Eckert, 2013).

Statements of the form “the function of  $S$  is  $R$ ” are often implicitly or explicitly referring to  $S$ 's context or environment. More precisely, they might refer to a particular super-system,  $Z$ , within which  $S$  is functioning.<sup>3</sup> After all, roles are played *in something*, such as the role that a stage actor plays *in* a theatrical performance, or the role that a pen (or buzzer) plays *in* a communication process. As such, statements of the form “the function of  $S$  is  $R$ ” can be expanded to “the function of  $S$  is  $R$  in  $Z$ ”. At least two different expansions of this kind have been proposed: for Cummins (1975: p. 762) and Kitcher (1993: p. 390),  $S$  functions with respect to a capacity of  $Z$ ;<sup>4</sup> for Searle (1995: p. 19) and Houkes and Vermaas (2009: p. 407),  $S$  functions with respect to a capacity to fulfil the goals of a user contained by  $Z$ .<sup>5</sup> These expansions are useful for making explicit how the function of a system is determined by the perspective we take on that system's super-system. In this article, I want to additionally emphasise (i) that  $S$  is not the only thing that contributes to the performance of  $R$ , and (ii) that  $S$  is not the only thing that  $R$  does. So, in the example of the pen inking the paper, the pen playing this role must be distinguished from (i) systems other than the pen that contribute to the inking, such as the writer (i.e. contact and movement), the paper (i.e. friction and absorption), the planetary system (i.e. gravity) or the atmospheric system (i.e. pressure), and (ii) from other roles that the pen plays, such as taking up space or emitting noise. Any function statement is made against a background of these other systems and these other roles.

This article uses diagrams to make explicit the many systems, super-systems and roles that are selected from when a function statement is made. To establish a context for the diagrams that are developed, the article starts by reviewing some existing representations of function (section 2). With a view to developing a more general representation of function, the article then explores the different types of system that function and the different types of function that they perform (section 3). A scheme of diagrams is then developed that first represents hierarchical systems (section 4) and then multiple systems playing multiple roles (section 5). This initially abstract

argument is then applied to an example (section 6), before the implications for future work are considered (section 7). Overall, it is hoped that the representations developed and the arguments surrounding them might contribute to a clearer conception of what function statements are and the alternatives that they are selected from.

## **2 Representations of function**

To explore the selective nature of function statements and the perspectives that drive such selection, this article develops and uses diagrammatic representations that emphasise three aspects of function statements: (i) the nested hierarchy of systems that the function relates to; (ii) the different systems that contribute to performing any given function; and (iii) the different functions that any given system might perform. Prior research on function has proposed various formal and diagrammatic notations which in their different ways represent some of these aspects. However, each of these only represents some of what is required to make the arguments that this article sets out.

Artificial intelligence research has developed ontologies that distinguish the function of a system from its behaviour and its structure (or its state). These include the Function-Behaviour-Structure ontology (Gero, 1990; Gero & Kannengiesser, 2004; also see Vermaas & Dorst, 2007; Galle, 2009), the Function-Behaviour-State ontology (Umeda et al., 1990; Umeda & Tomiyama, 1997) and the Structure-Behaviour-Function ontology (Goel & Chandrasekaran, 1989; Goel, Rugaber, & Vattam, 2009). These FBS and SBF schemes sometimes distinguish between the intended effects that a system has and other side-effects, thus indicating that systems perform multiple roles. However, for the most part, these schemes aim to represent the translation and comparison processes that are involved in activities of designing a component. The schemes do not emphasise the multiple levels of abstraction from which that component can be viewed or the multiple systems that contribute to a given role.

Attention to function in engineering design has traditionally taken a top-down approach, decomposing overall functions into sub-functions and assembling systems from components (or sub-systems) that perform those sub-functions (Hubka, Andreasen, & Eder, 1988; Hubka & Eder, 1982; Pahl & Beitz, 1984). This is sometimes represented with opposing tree diagrams that branch at each level of functional decomposition and that merge at each level of system composition (Umeda and Tomiyama, 1997: p. 43; also see Chakrabarti & Bligh, 2001: p. 497).<sup>6</sup> The system performing a function can be viewed as the solution (the means) to solve a problem (the ends). The function

and system trees can thus be viewed as comprising means-effects chains, where what is a means at one level of abstraction is an effect at another (Dym & Brown, 2012: p. 35). These perspectives emphasise the hierarchical nature of systems but not the multiple roles played by any one of those systems.

The multiple roles played by any given system are represented by the function analysis diagram (Auriscchio, Bracewell, & Armstrong, 2013; Devoino et al., 1997). Here, components of a system are connected to each other through the effect that one has on the other. Components can affect multiple components, and can experience multiple effects. The function analysis diagram notably depicts the functioning elements of a system rather than just the functions that unspecified elements perform (c.f. Van Wie et al., 2005). However, unlike the functional decomposition and system composition diagrams, the function analysis diagram does not emphasise any hierarchy of nested systems. Freeman and Newell (1971: p. 624) depicted such a hierarchy in a simple diagram aimed at introducing the notion of functional reasoning, and this was later elaborated into a set of diagrams to depict the functional relationships between different levels of hierarchy (Crilly, 2013). However, these schemes do not emphasise the multiple roles played by any given system or the multiple systems that contribute to performing any given role.

### **3 Different types of system and different types of role**

The functional role that a system plays is often taken to be causal. For example, Chandrasekaran and Josephson (2000: p. 170) say of a door buzzer, “Its function is to provide a means by which a person at location1 may *cause* sound to be produced...”, and considering a pen, Brown and Blessing (2005: p. 3) say that, “the function of the pen is to *cause* ink to flow...” (emphasis added in both cases). Function might thus be considered as a concept that relates a system to the causal role that it plays, in many cases, that role is also taken to be transformative; it converts an input to an output (e.g. Otto & Wood, 2001; Pahl & Beitz, 1984). However, just as the operation of a system can cause an effect, a system can also *prevent* something from occurring, *permit* a change to occur, *encourage* an action from a user, and so on. If we asked why certain systems or features are present in a design, or if we asked what they usefully do, we could identify not just the causal roles that such systems or features play, but also, for example, their preventative, permissive and encouraging roles, amongst others (e.g. Warell, 1999).

In recognition of the non-transformative roles that systems play, the concept of affordances is sometimes used (e.g. see Maier & Fadel, 2009; Maier, Fadel & Battisto, 2009). This relational concept emphasises how two or more entities mutually permit interactions, whether the consequences of those interactions

are positive or negative (from some point of view). Because this approach does not require direct causation, interpretive, psychological and social roles are admitted, such as buildings affording aesthetics too occupants and passers-by (Maier, Fadel, & Battisto, 2009: p. 396). However, outside of design research, function theory has long been applied to non-technical systems that perform their functions in various ways and in some combination of ways (e.g. Preston, 1998; 2000; Searle, 1995). Consequently, function terminology is adopted in this article but with the view that all sorts of systems perform all sorts of roles, including not just those that are mechanical, structural, chemical or biological, but also those that are social, legislative, logical, aesthetic, and so on (see Crilly, 2010).

With the objective of developing a general representation of function, we must aim to accommodate the variety of functional roles that systems play. This is important because although many functions are traditionally described in physico-chemical (i.e. technical) terms, other functions are often expressed with respect to people, requiring some human interpretation and action for the function to be fulfilled. For example, the pen and the buzzer both play a role in a communication process and therefore require social conventions (as well as physical behaviours) for their functions to be fulfilled (Franssen & Jespersen, 2009; Searle, 1995). More generally, as we expand the boundaries of the system we consider, most designed or engineered systems either contain or interact with a variety of people, organisations, economies and other entities that are often best understood on a socio-technical basis (Kroes et al., 2006).

The socio-technical systems that designers or engineers must analyse, understand and improve are often partially designed and partially evolved (de Weck, Roos, & Magee, 2011). This requires engineers to grapple with the complexity of systems that they only incompletely understand and to interpret emergent behaviour that was not anticipated (Frei & Serugendo, 2011a; 2011b). The traditional top-down view of function decomposition and system composition is challenged by systems that might partially arise through bottom-up processes (Buchli & Santini, 2005). Some of a system's components may already exist rather than requiring design. Not all of their roles may be apparent and the roles that they are seen to play are determined by the level of abstraction adopted when viewing the hierarchy of systems that they are embedded in. Representations of functions should ideally be able to account for at least some of this complexity, permitting different types of system and different types of role to be considered, and for not all of these systems and roles to be fully designed or understood. This article approaches this objective by considering the nesting of hierarchical systems, the multiple roles that those systems play and the multiple systems that perform each role.

## 4 Nested systems and propagating roles

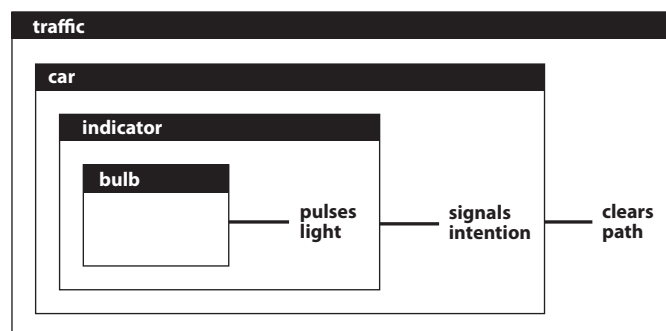
Saying that “the function of  $S$  is  $R$  in  $Z$ ” involves taking a view of systems and their super-systems, a view that is supported by concepts from a number of researchers working on function (see review in Chakrabarti et al., 2013: p. 273). Although not often discussed in function theory, such a view leads to the observation that super-systems are systems in their own right and that they, in turn, have their own super-systems. There is nothing inherent in a hierarchy of systems that determines how many levels of hierarchy should be identified or that any one of those levels is naturally *the system*, with other systems only being defined relative to it (Craver, 2001; Umeda et al., 1990: p. 184). In design practice, this implies that the system being considered by one group of engineers might be the sub-system of another group and the super-system of another, or that one person’s architecture is another person’s component and *vice versa* (Buede, 2000: p. 3; Maier & Rechtin, 2009: p. 397). A function theory that connects different levels of a system hierarchy must therefore consider the possible super-systems that are of interest and the perspectives that define that interest.

In considering a set of hierarchically nested systems, it is possible to consider that functions *propagate* from one layer of the nest to another (Crilly, 2013). On this account, a functioning system exists somewhere in a nest of systems, and it functions not only with respect to the roles it plays in its immediate super-system but also with respect to its more distant super-systems (for supporting arguments see Neander, 1995: p. 117; McLaughlin; 2001: p. 55; Lewens, 2005: pp. 133, 158; also see Chakrabarti, 1998).<sup>7</sup> To give an example, consider the indicator bulb (turn signal bulb) of a motor vehicle. In particular, consider a context in which the driver of a stationary vehicle uses the indicator to signal their intention to pull out into moving traffic; the other drivers respond by permitting a gap in the traffic to open up and the first driver thereby pulls out into the traffic stream.<sup>8</sup> We could say that the bulb pulses light, which allows the indicator to signal intention, which allows (with the cooperation of other drivers) the car to clear a path in the traffic (see Figure 2a).

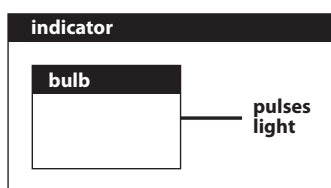
From this description of the indicator bulb, we might say that the function of the bulb is to pulse light with respect to the indicator system, a system which filters that light and directs it (see Figure 2b). However, according to the notion of function propagation, a system not only performs functions with respect to its immediate super-system but also with respect to all the super-systems within which its own super-systems play roles. For example, we might instead say that a function of the bulb is to clear a path in the traffic (see Figure 2c), thus bypassing various layers of the nest described previously. The bulb’s ability to perform this very distant function is contingent on a very



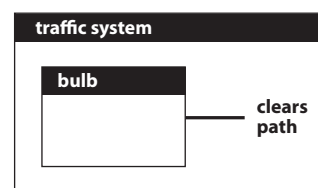
broad range of other systems playing supporting roles. However, this is a change in degree rather than a change in kind as even the bulb's pulsing of light requires the support of other systems, such as those that supply energy and switch between an on and off state.



(a)



(b)



(c)

**Figure 2. Function propagation, illustrated with (a) an example of nested systems (b), a function assignment that relates a system to a relatively immediate super-system, and (c) a function assignment that relates a system to a relatively distant super-system.**

Function propagation implies that a statement of the form “the function of  $S$  is  $R$  in  $Z$ ” involves identifying a system of interest,  $S$ , from somewhere in a nest of systems and then identifying a role,  $R$ , that  $S$  plays in a super-system of interest,  $Z$ . The analytic perspectives from which function statements are made are seldom acknowledged and the alternative systems, super-systems and roles are thus hidden in conventional representations of function. In the following sections of this article, I aim to elaborate some of what is typically omitted from such representations and do so by working with a diagram that depicts how functions propagate (extend) *and* proliferate (branch) through nested systems. This is first done in an abstract way (section 5) and then by returning to the example above (section 6). Those readers who prefer to start with examples and then proceed to abstraction might like to begin with

section 6 and then return to section 5 to see how the representation was developed.

## 5 Nested systems and proliferating roles

To start, we might identify a particular system,  $S_x$ , which is located in an immediate super-system of  $S_x$  which we can denote as  $S_{x+1}$ . (We drop the  $Z$  notation here, because there are many possible super-systems of  $S_x$ . The system,  $S_x$ , might function in each of these super-systems and each of these super-systems might also be a functioning system in its own right.) If  $S_x$  plays a role in  $S_{x+1}$  then we can call that role  $R(\text{of})S_x(\text{in})S_{x+1}$ ; if  $S_{x+1}$  plays a role in  $S_{x+2}$  then we can call that role  $R(\text{of})S_{x+1}(\text{in})S_{x+2}$ , and so on. This can be represented with a set of nested boxes as shown in Figure 3. For completeness, if we consider function propagation then  $S_x$  also plays a role in  $S_{x+2}$  and we can call that role  $R(\text{of})S_x(\text{in})S_{x+2}$ ; if,  $S_x$  plays a role in  $S_{x+3}$  then we can call that role  $R(\text{of})S_x(\text{in})S_{x+3}$ , and so on. In this basic notation, the “of” and the “in” are not required if the relation between the roles and systems is implied by their ordering (e.g. “ $R.S_x.S_{x+1}$ ” would be sufficient) but the “of” and “in” are retained here to be explicit. Furthermore, the relation between the roles and systems is explicit in the diagrams because of the relative placing of the notation (within one system or another). As such, the use of the expanded notation in the diagrams is redundant but permits correspondence with the discussion in the text.

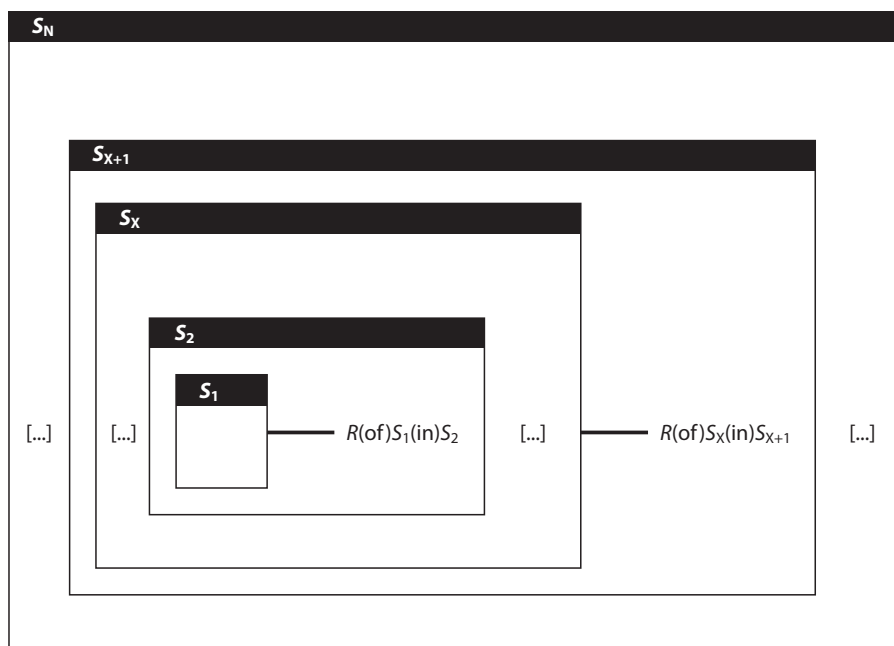


Figure 3. Nested hierarchy of systems and super-systems. There are  $N$  levels of system hierarchy ( $S_1$  to  $S_N$ ), with any given system,  $S_x$ , playing a role in its immediate super-

system,  $S_{X+1}$ . Although not shown explicitly, any system might also be seen to play a role in any of its more distant super-systems.

Any system may perform more than one role in its super-system. If we identify a system,  $S_X$ , which plays various roles in its super-system,  $S_{X+1}$ , then these roles might be referred to as  $R_A, R_B, R_C$ , and so on. More completely, these roles might be written as  $R_A(\text{of})S_X(\text{in})S_{X+1}$ ,  $R_B(\text{of})S_X(\text{in})S_{X+1}$ ,  $R_C(\text{of})S_X(\text{in})S_{X+1}$ , and so on. These multiple roles can be represented with a tree structure of branching roles as shown in Figure 4. However, not only do systems play multiple roles, but roles are played by multiple systems. If we identify a role,  $R_Y$ , that is performed by (immediate) sub-systems of  $S_{X+1}$ , then these sub-systems might be referred to as  $S_{XA}, S_{XB}, S_{XC}$ , and so on. These systems perform roles  $R(\text{of})S_{XA}(\text{in})S_{X+1}$ ,  $R(\text{of})S_{XB}(\text{in})S_{X+1}$ ,  $R(\text{of})S_{XC}(\text{in})S_{X+1}$ , and so on. Here, the sub-systems of  $S_{X+1}$  are collectively performing a single role which can be referred to as  $R_Y$  or as  $R(\text{of})S_{XA}(\text{in})S_{X+1}$ ,  $R(\text{of})S_{XB}(\text{in})S_{X+1}$  or  $R(\text{of})S_{XC}(\text{in})S_{X+1}$ . This can be represented by another tree structure, this time of systems converging on a given role as shown in Figure 5. (In this basic notation, incrementing numbers denote different layers of a nested hierarchy, and incrementing letters denote different systems or roles at the same layer in the nest.)

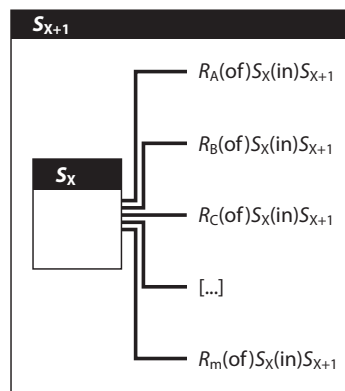
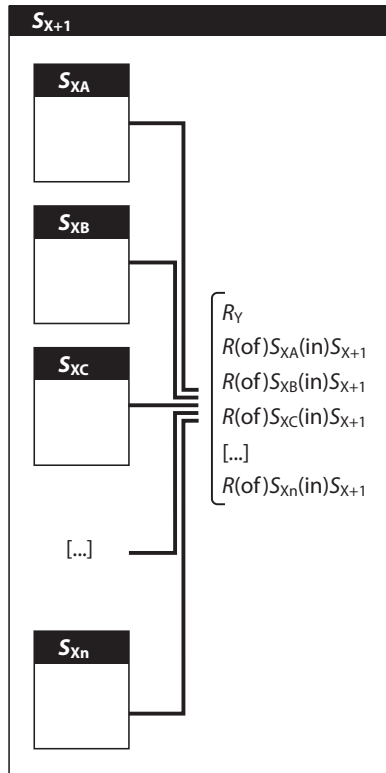


Figure 4. Tree structure of multiple roles played by a system. System,  $S_X$ , plays  $m$  roles ( $R_A - R_m$ ) in its super-system,  $S_{X+1}$ . The diverging tree structure is similar in principle to the 'event tree' diagrams used in reliability engineering (Roush & Webb, 2006, pp. 264–266).



**Figure 5. Tree structure of sub-systems performing a role. System  $S_{X+1}$  has  $n$  immediate sub-systems playing a role,  $R$ . The bracketed roles are all equivalent; there is a single role being played in  $S_{X+1}$  and that role is collectively played by  $S_{XA}$  to  $S_{Xn}$ . The converging tree structure is similar in principle to the ‘fishbone’ diagrams used in quality engineering (Ishikawa, 1990, pp. 229–233).**

If a given system can play multiple roles, and if a given role can be collectively played by multiple systems, then the different types of tree shown in Figure 4 and Figure 5 can be combined to form a pair of opposing trees. If functions are considered within the context of a nested hierarchy, such as that shown in figure 3, then these opposing trees propagate through the nest to form a network of possible functions (see figure 6). The network gets very dense very quickly as we increase the number of nested systems, the number of roles that each system might play, and the number of sub-systems that comprise each system.

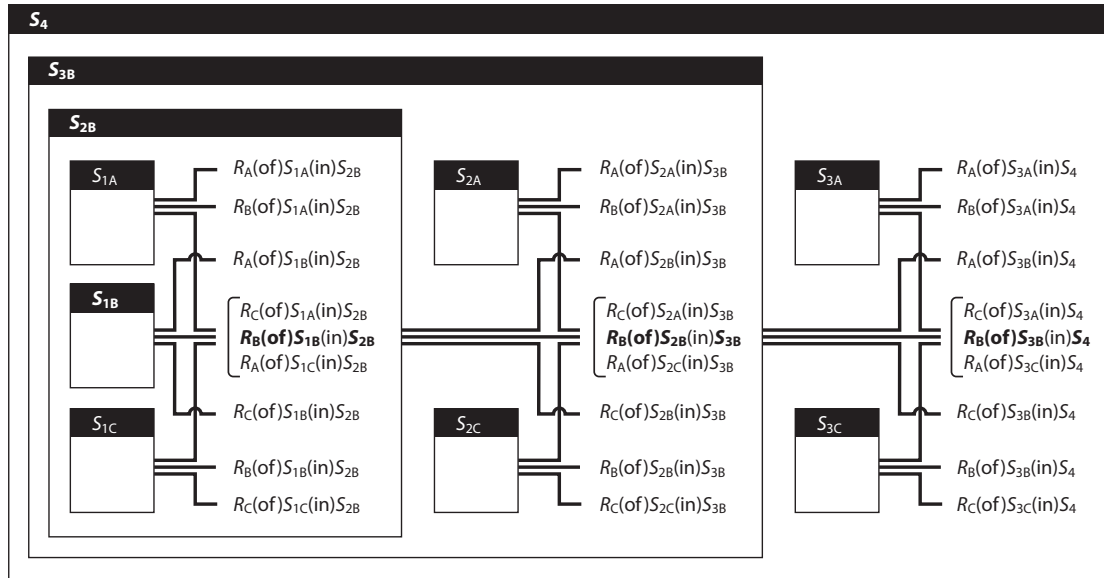


Figure 6. A combination of nested hierarchies, branching roles and branching systems. To avoid taking up too much space here, only four levels of hierarchy are shown ( $N = 4$ ), each sub-system only performs three roles ( $m = 3$  at each level), and each super-system only has three sub-systems contributing to a role ( $n = 3$  at each level). In this basic diagram, a role such as “ $R_B(\text{of})S_{1B}(\text{in})S_{2B}$ ” could be more simply denoted as “ $R_B$ ” because the system playing the role ( $S_{1B}$ ) and the super-system that that role is played within ( $S_{2B}$ ) are indicated diagrammatically.

Regarding the systems and roles that are arranged along the central axis of figure 5, we could say that system  $S_{1B}$  plays roles  $R_A$ ,  $R_B$  and  $R_C$  in system  $S_{2B}$ . We could also say that  $R_B$ , or more precisely,  $R_B(\text{of})S_{1B}(\text{in})S_{2B}$ , is supported by both systems  $S_{1A}$  and  $S_{1C}$ , which play roles  $R_C(\text{of})S_{1A}(\text{in})S_{2B}$  and  $R_A(\text{of})S_{1C}(\text{in})S_{2B}$ , respectively. Thus, in combination,  $S_{1A}$ ,  $S_{1B}$  and  $S_{1C}$  permit  $S_{2B}$  to perform its own  $R_B$ , or more precisely,  $R_B(\text{of})S_{2B}(\text{in})S_{3B}$ . Similarly, we could also say that  $R_B(\text{of})S_{1B}(\text{in})S_{2B}$ , is supported by both  $S_{2A}$  and  $S_{2C}$ , which play  $R_C(\text{of})S_{2A}(\text{in})S_{3B}$  and by  $R_A(\text{of})S_{2C}(\text{in})S_{3B}$ , respectively. This pattern of collective and multiple role playing is here called *proliferation of functions*. It extends out to the third and fourth levels of the system hierarchy, and would extend further if other systems were considered.

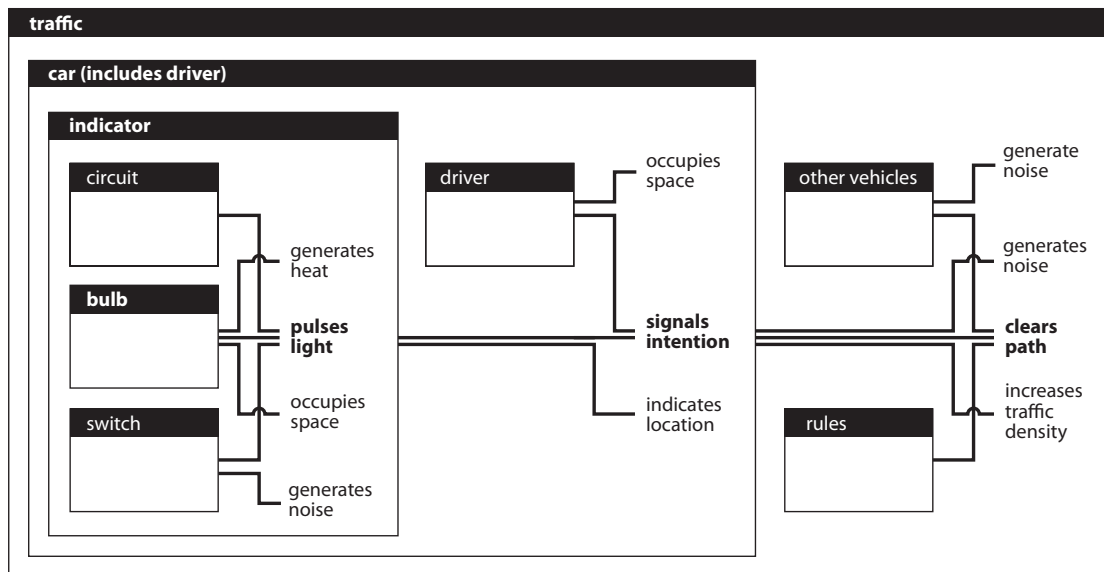
The proliferation of functions is distinct from the concept of function propagation, where the function of  $S_{1B}$  might be to perform  $R_B(\text{of})S_{1B}(\text{in})S_{2B}$ ,  $R_B(\text{of})S_{1B}(\text{in})S_{3B}$  or  $R_B(\text{of})S_{1B}(\text{in})S_4$ . Instead, considering the proliferation of functions means acknowledging that the function of  $S_{1B}$  might otherwise be to perform  $R_A(\text{of})S_{1B}(\text{in})S_{2B}$  or  $R_C(\text{of})S_{1B}(\text{in})S_{2B}$  (depending on perspective), just as performing  $R_B(\text{of})S_{1B}(\text{in})S_{2B}$  is something that  $S_{1B}$  does in conjunction with  $S_{1A}$  and  $S_{1C}$ . So, if we were to make a simple statement like “the function of  $S_x$  is  $R_y$  in  $S_z$ ”, then we have selected systems  $S_x$  and  $S_z$  from somewhere in the

nest, and we have selected a role  $R_Y$  from somewhere in the network of branches between them. We could also describe the function of some other system, but even if we do select system  $S_X$  to be the functioning system, we can still say that the function of  $S_X$  is to play some role other than  $R_Y$ , simply by selecting a different super-system that  $S_X$  functions within, by selecting some other role that  $S_X$  plays within the same super-system or some other system that contributes to  $R_Y$ . These matters are at the discretion of the analyst.

With so many systems playing so many roles in so many other systems, what is it that determines that we select  $S_X$ ,  $R_Y$  and  $S_Z$  rather than some other systems and some other role? Well, first, it is determined by our being interested in a certain type of system; in design that is often a system that we can specify, introduce or improve. Second, it is determined by our being interested in a certain super-system that the system plays a role within; in different design disciplines this varies from a relatively local technical systems to more global socio-technical systems. Third, it is determined by our being interested in a certain type of role rather than other types; in design that is often those intended beneficial roles that the first system plays with respect to the second. Those reasons for selecting  $S_X$ ,  $R_Y$  and  $S_Z$  can be made explicit by contrasting them with the alternatives drawn out in a function network such as that shown in Figure 5 but are perhaps more easily considered by applying the concept of proliferation to an example.

## **6 Application to an example**

To illustrate the general argument developed above, let us return to the example of the indicator bulb of a motor vehicle. In particular, let us again consider the situation in which the driver of a stationary vehicle uses the indicator to signal their intention to pull out into moving traffic. As before, when activated in the right way, the indicator bulb pulses light which signals intention (the driver's intention to turn) which encourages other drivers to clear a path (in the traffic). It is by means of the bulb's pulsing light that the indicator system signals the driver's intention. However, the indicator bulb does much more than just pulse light; it also (as side-effects) generates heat, occupies space, and so on. Furthermore, by pulsing light, the indicator system does not just signal intention, but also, for example, indicates the location of the vehicle, and so on. Finally, although the signalling of intention permits the car (including the driver) to clear a path in the traffic, it also does other things such as generates noise and increases the local traffic density (see Figure 7).



**Figure 7. Example of how functions proliferate through nested systems. The diagram is necessarily incomplete, but attention has been focussed on developing the central chain which runs from the bulb to the clearing of the path.**

Each system only plays its role with respect to another system if certain other systems also play their roles. The bulb only pulses light if it is connected in an electrical circuit, if a switch alternates between an on and off state, and so on. In this sense, we could say that the electrical circuit pulses light only if the bulb and the switch play their roles, or conversely that the switch pulses light only if the circuit and the bulb play their roles. At the next level out in the nest of systems, the driver, in combination with the indicator, signals intention. Whether the function of the driver is to signal intention (with the support of the indicator), or whether the function of the indicator is to signal intention (with the support of the driver) is a matter of perspective. Similarly, the signalled intention only clears a path if the other vehicles respond and if there is a set of rules (e.g. legal or social rules) that tells them how to respond. Clearing a path can be seen as a function of the rules or a function of the other vehicles, the car, its driver, its indicator, the switch, the circuit or the bulb. It is at our discretion how we specify which is the functioning system and which are the supporting systems, just as we must distinguish functions from side-effects.

Despite the complexity outlined above (which in any case is only for a small set of systems), in many instances analysts will adopt a perspective where there is one simple route through the network of branches that is considered functional. If we pick a line through the network that connects the pulsing of the bulb to the clearing of the path then we have simply picked the line that most interests us. If the network had been drawn out more completely, then it

would be possible to pick some other line through the network and thereby connect the pulsing of the bulb with some other final role, or connect the clearing of the path with some other functioning system. Although function statements can often seem objective and descriptive, they are subjective and normative. The relevant systems and roles that define a function are selected from a wide range of alternatives and that selection is determined by the interests and preferences of the analyst.

## 7 Summary and discussion

In this article, I have sought to make explicit the range of alternatives from which a function statement is selected. Where such statements take the general form “the function of  $S$  is  $R$ ”, then three things have been left implicit. First, the functioning system,  $S$ , may perform the role,  $R$ , in one super-system, but might perform other roles in other super-systems; the number of systems that support  $S$  in performing  $R$  increases as the super-systems become more distant. Second, the functioning system,  $S$ , does not perform the role,  $R$ , all by itself; those other systems that support  $S$  in performing  $R$  might also have been considered functional, with  $S$  then being a supporting system. Third, there are many other roles that  $S$  plays in a given super-system apart from  $R$ ; the role,  $R$ , is not the only role that  $S$  performs and those other roles might also have been considered functional.

This article has used diagrams that depict functions propagating through hierarchies of nested systems and proliferating at each layer of the nest, thus forming a network of functions. That picture can be complicated in three ways: (i) by how much branching occurs at each node of the trees (how many systems shall we consider for each role and how many roles for each system?); (ii) by the possible variation in how fine-grained the distinction is between system boundaries (how many systems do we see mediating between the ‘smallest’ sub-systems and the ‘largest’ super-systems?); and (iii) by what we define to be those smallest and largest systems (when shall we stop asking what the sub-systems and super-systems of our systems are?). There is no definite answer to these questions, they are perspective-dependent and may reasonably vary according to what different systems are identified and what different roles are seen to be played by and in those systems.

Although we could complicate the representations used here by attending to the three questions above, this would not necessarily change the basic structure of that representation. Still, that structure might be changed by taking a more sophisticated step. Not all systems nest in the relatively neat way considered here, with all of a system’s sub-systems also being sub-



systems of that system's super-systems. Instead, it might be that a system is contained by two or more encompassing super-systems which overlap rather than nest within each other. Those roles that are considered non-functional with respect to one set of super-systems (i.e. considered as side-effects) might still be considered functional with respect to another. Especially when large, complex socio-technical systems are considered, technical devices might be seen as sub-systems of a broad range of other systems, including not only larger technical systems, but also social, economic and political systems. Those systems and roles that are considered non-functional with respect to one set of super-systems (i.e. those that are assumed or are considered as side-effects) might still be considered functional with respect to another.

Whether in simple or complex form, explicitly representing the range of alternatives from which a function statement is selected encourages statements that are more complete. This is of interest when developing design methods or tools that recognise the many different types of system and different layers of systems that designers might be working on and the many different types of roles that those systems play, often in concert. This might be relevant to a single project with a design team working on specific components, systems and environments. Alternatively, it might be used for communication across projects and teams, where different types of systems and different types of roles are considered functional. Explicitly representing the range of options from which a function statement is selected also encourages consideration of the analytic perspectives that are used to construct such statements. This is of interest when researchers strive to formalise design knowledge, especially for developing computing technologies that can represent and reason about a device's function rather than just its structure.

The arguments presented in this article raise two important questions when we consider the formalisation and representation of function statements. First, if a system plays many roles in many super-systems, how should we specify which of these roles are the functions of interest? Second, if a given role is collectively performed by many systems, how should we specify which of these systems is the functional one and which are supporting that functioning system? Considering the traditional example of a pen inking paper, a human analyst might intuitively distinguish inking as the functional role rather than any other side effect of the pen's existence or operation, such as taking up space or emitting noise. Similarly, a human analyst might intuitively consider the pen to be the functioning system rather than any other system that contributes to the inking, such as the writer, the paper, the planetary system or the atmospheric system. However, only by making intuitions such as these explicit and by distinguishing them from the alternatives can we begin to

formalise and encode them, and thus develop more complete representations of function.

## **Acknowledgements**

The author is grateful to the journal-nominated reviewers for helpful suggestions that improved the structure and content of the article. This work was partly supported by an Early Career Fellowship (EP/K008196/1) from the UK's Engineering and Physical Sciences Research Council (EPSRC) and by an Interdisciplinary Fellowship in Philosophy (Crausaz Wordsworth 2013/14) from the Centre for Research in the Arts, Social Sciences and Humanities (CRASSH) at the University of Cambridge.

## References

- Auricchio, M., Bracewell, R., & Armstrong, G. (2013). The function analysis diagram: Intended benefits and coexistence with other functional models. *AI EDAM*, 27 (3), 249–257.
- Bell, J., Snooke, N., & Price, C. (2007). A language for functional interpretation of model based simulation. *Advanced Engineering Informatics*, 21(4), 398–409.
- Brown, D. C., & Blessing, L. (2005). The relationship between function and affordance. Presented at the Proceedings of IDETC/CIE 2005: ASME 2005 International Design Engineering Technical Conferences & Computers and Information in Engineering Conference, Long Beach, CA.
- Buede, D. M. (2000). *The engineering design of systems: models and methods*. New York, NY: Wiley.
- Buchli, J., & Santini, C. C. (2005). Complexity engineering, harnessing emergent phenomena as opportunities for engineering. *Reports of the Santa Fe Institute's Complex Systems Summer School*.
- Chakrabarti, A. (1998). Supporting two views of function in mechanical design. In Proceedings of the workshop on functional modelling and teleological reasoning: 15th National conference on artificial intelligence (AAAI'98). Madison, WI.
- Chakrabarti, A., & Bligh, T. P. (2001). A scheme for functional reasoning in conceptual design. *Design Studies*, 22(6), 493–517.
- Chakrabarti, A., Shea, K., Stone, R., Cagan, J., Campbell, M., Hernandez, N. V., & Wood, K. L. (2011). Computer-Based Design Synthesis Research: An Overview. *Journal of Computing and Information Science in Engineering*, 11(2).
- Chakrabarti, A., Srinivasan, V., Ranjan, B. S. C., & Lindemann, U. (2013). A case for multiple views of function in design based on a common definition. *AI EDAM*, 27(03), 271–279.
- Chandrasekaran, B. (2005). Representing function: relating functional representation and functional modeling research streams. *Artificial Intelligence for Engineering Design*, 19(2), 65–74.
- Chandrasekaran, B., & Josephson, J. R. (2000). Function in device representation. *Engineering with Computers*, 16(3/4), 162–177.
- Craver, C. F. (2001). Role Functions, Mechanisms and Hierarchy. *Philosophy of Science*, 68, 31–55.
- Crilly, N. (2010). The roles that artefacts play: technical, social and aesthetic functions. *Design Studies*, 31(4), 311–344.
- Crilly, N. (2013). Function propagation through nested systems. *Design Studies*, 34(2), 216–242.

- Cummins, R. (1975). Functional analysis. *The Journal of Philosophy*, 72(20), 741–765.
- Devoino, I.G., Koshevoy, O.E., Litvin, S.S., & Tsourikov, V. (1997). Computer-based system for imagining and analysing an engineering object system and indicating values of specific design changes. US Patent 6056428.
- de Weck, O. L., Roos, D., & Magee, C. L. (2011). *Engineering Systems: Meeting Human Needs in a Complex Technological World*. MIT Press.
- Deng, Y.-M. (2002). Function and Behavior Representation in Conceptual Mechanical Design. *AI EDAM*, 16(05), 343–362.
- Dym, C. L., & Brown, D. C. (2012). *Engineering Design: Representation and Reasoning*. Cambridge University Press.
- Erden, M. S., Komoto, H., van Beek, T. J., D'Amelio, V., Echavarria, E., & Tomiyama, T. (2008). A review of function modeling: Approaches and applications. *AI EDAM*, 22(02), 147–169.
- Franssen, M., & Jespersen, B. (2009). From nutcracking to assisted driving: stratified instrumental systems and the modeling of complexity. Presented at the Second International Engineering Systems Symposium Engineering Systems: Achievements and Challenges, MIT, Cambridge, MA.
- Freeman, P., & Newell, A. (1971). A model for functional reasoning in design. In *Proceedings of the Second International Conference on Artificial Intelligence* (pp. 621–640). London, UK.
- Frei, R., & Serugendo, G. D. M. (2011a). Concepts in complexity engineering. *International Journal of Bio-Inspired Computation*, 3(2), 123–139.
- Frei, R., & Serugendo, G. D. M. (2011b). Advances in complexity engineering. *International Journal of Bio-Inspired Computation*, 3(4), 199–212.
- Galle, P. (2009). The ontology of Gero's FBS model of designing. *Design Studies*, 30(4), 321–339.
- Gero, J. S. (1990). Design prototypes: a knowledge representation schema for design. *AI Magazine*, 11(4), 26–36.
- Gero, J. S., & Kannengiesser, U. (2004). The situated function–behaviour–structure framework. *Design Studies*, 25(4), 373–391.
- Goel, A., & Chandrasekaran, B. (1989). Functional Representation of Designs and Redesign Problem Solving (pp. 1388–1394). Presented at the Eleventh International Joint Conference on Artificial Intelligence (IJCAI-89), Detroit, MI: Morgan Kaufmann Publishers.
- Goel, A. K., Rugaber, S., & Vattam, S. (2009). Structure, behavior, and function of complex systems: The structure, behavior, and function modeling language. *AI EDAM*, 23 (1), 23–35.
- Gzara, L., Rieu, D., & Tollenaere, M. (2003). Product information systems engineering: an approach for building product models by reuse of patterns. *Robotics and Computer-Integrated Manufacturing*, 19(3), 239–261.

- Hansson, S. O. (2006), Defining technical function. *Studies in History and Philosophy of Science*, 37 (1): 19-22.
- Houkes, W., & Vermaas, P. (2004), Actions versus functions: a plea for an alternative metaphysics of artifacts. *The Monist*, 87 (1): 52-71.
- Houkes, W., & Vermaas, P. E. (2009). Contemporary engineering and the metaphysics of artefacts: beyond the artisan model. *The Monist*, 92(3), 403–419.
- Houkes, W., & Vermaas, P. E. (2010). *Technical Functions: On the Use and Design of Artefacts*. Springer.
- Hubka, V., Andreasen, M. M., & Eder, W. E. (1988). *Practical studies in systematic design*. London: Butterworths.
- Hubka, V., & Eder, W. E. (1982). *Principles of engineering design*. London: Butterworth Scientific.
- Ishikawa, K. (1990). *Introduction to Quality Control*. London, UK: Chapman & Hall.
- Kitcher, P. (1993). Function and design. *Midwest Studies in Philosophy*, 18, 379–397.
- Kroes, P., Franssen, M., van de Poel, I., & Ottens, M. (2006). Treating socio-technical systems as engineering systems: some conceptual problems. *Systems Research and Behavioral Science*, 23(6), 803–814.
- Lewens, T. (2005). *Organisms and artifacts: design in nature and elsewhere*. MIT Press.
- Maier, J. R. A., & Fadel, G. M. (2009). Affordance based design: a relational theory for design. *Research in Engineering Design*, 20(1), 13–27.
- Maier, J. R. A., Fadel, G. M., & Battisto, D. G. (2009). An affordance based approach to architectural theory, design, and practice. *Design Studies*, 30(4), 393–414.
- Maier, M. W., & Rechtin, E. (2009). *The art of systems architecting* (3rd ed.). Boca Raton, FL: CRC Press.
- McLaughlin, P. (2001). *What functions explain: functional explanation and self-reproducing systems*. Cambridge, UK: Cambridge University Press.
- Neander, K. (1991). The teleological notion of ‘function’. *Australasian Journal of Philosophy*, 69(4), 454–468.
- Neander, K. (1995). Misrepresenting & Malfunctioning. *Philosophical Studies: An International Journal for Philosophy in the Analytic Tradition*, 79(2), 109–141.
- Otto, K. N., & Wood, K. L. (2001). *Product design: techniques in reverse engineering and new product development*. Upper Saddle River, NJ: Prentice Hall.
- Pahl, G., & Beitz, W. (1977/1984). *Engineering design: a systematic approach*. (K. Wallace, Ed.). London, UK: The Design Council.
- Papanek, V. (1972). *Design for the Real World*. London, UK: Thames and Hudson.

- Preston, B. (1998). Why is a wing like a spoon? A pluralist theory of function. *The Journal of Philosophy*, 95(5), 215–254.
- Preston, B. (2009). Philosophical theories of artifact function. In A. Meijers (Ed.), *Philosophy of technology and engineering sciences* (pp. 213–234). Amsterdam, The Netherlands: Elsevier.
- Roozenburg, N. F. M., & Eekels, J. (1995). *Product Design: Fundamentals and Methods*. Chichester, UK: John Wiley & Sons.
- Rosenman, M. A., & Gero, J. S. (1998). Purpose and function in design: from the socio-cultural to the techno-physical. *Design Studies*, 19(2), 161–186.
- Roush, M. L., & Webb, W. M. (2006). *Applied reliability engineering*. RIAC.
- Searle, J. R. (1995). *The construction of social reality*. London, UK: Allen Lane.
- Umeda, Y., Takeda, H., Tomiyama, T., & Yoshikawa, H. (1990). Function, behaviour, and structure. In J. S. Gero (Ed.), *AIENG'90: Applications of Artificial Intelligence in Engineering* (Vol. V, pp. 177–193). Computational Mechanics Publications and Springer-Verlag.
- Umeda, Y., & Tomiyama, T. (1997). Functional reasoning in design. *IEEE Expert*, March/April, 42–48.
- Van Wie, M., Bryant, C. R., Bohm, M. R., McAdams, D. A., & Stone, R. B. (2005). A Model of Function-Based Representations. *AI EDAM*, 19(02), 89–111.
- Vermaas, P.E. (2009). The flexible meaning of function in engineering (p. [2] 113–124). Presented at the International Conference on Engineering Design, ICED '09, Stanford, CA.
- Vermaas, P.E., & Dorst, K. (2007). On the conceptual framework of John Gero's FBS-model and the prescriptive aims of design methodology. *Design Studies*, 28(2), 133–157.
- Vermaas, P. E., & Eckert, C. (2013). My functional description is better! *AI EDAM*, 27(03), 187–190.
- Warell, A. (1999). Introducing a use-perspective in product design theory and methodology. In Proceedings of the 1999 ASME Design Engineering Technical Conferences, DETC99/DTM-8782, Las Vegas, NV.
- Winsor, J., & MacCallum, K. (1994). A Review of Functionality Modelling in Design. *The Knowledge Engineering Review*, 9(02), 163–199.
- Wright, L. (1973), Functions. *The Philosophical Review*, 82 (2): 139-168.

---

<sup>1</sup> Using function in one or other of these ways has precedent in the earliest works of design theory (see review in Winsor & MacCallum, 1994: pp. 166-167). More recently, many variants of this conceptual distinction have been proposed, including function-as-intended-behaviour and function-as-abstract-purpose (Chakrabarti, 1998), device-centric functions and environment-centric functions (Chandrasekaran & Josephson, 2000), action functions and purpose functions (Deng, 2002), internal functions and external functions (Gzara, Rieu, & Tollenaere, 2003) and endogenous functions and exogenous functions (Crilly, 2013).

<sup>2</sup> This general form of expression has been employed with many different variable labels, for example: "The function of  $X$  is  $Z$ ..." (Wright, 1973: p161); "the function of  $x$  in  $s$  is to  $\phi$ ..." (Cummins, 1975: p 762); "The capacity to  $\phi$  is ascribed as a function to an artifact  $x$ ..." (Houkes & Vermaas, 2004: p 53); "An artefact  $x$  has the technical function  $\phi$ ..." (Hansson, 2006: p 22). In this article, the functioning entity and the system that the functioning entity is in are taken to be the same type of thing and so both are denoted with a variant of " $S$ ", distinguished by subscripts.

<sup>3</sup> A distinction is made here between a system's environment and a system's super-system. A system's environment is defined as everything outside of the system and therefore does not include the system. In contrast, a system's super-system includes the system itself (just as any system includes its components).

<sup>4</sup> Cummins (1975: p. 762): "It is appropriate to say that the heart functions as a pump against the background of an analysis of the circulatory system's capacity to transport food, oxygen, wastes, and so on, which appeals to the fact that the heart is capable of pumping. Since this is the usual background, it goes without saying, and this accounts for the fact that 'The heart functions as a pump' sounds right, and 'The heart functions as a noise-maker' sounds wrong, in some context-free sense. This effect is strengthened by the absence of any actual application of the analytical strategy which makes use of the fact that the heart makes noise." Kitcher (1993: p. 390): "The constituents of a machine have functions because the machine, as a whole, is explicitly intended to do something".

<sup>5</sup> Searle (1995: p. 19): "Whenever the function of  $X$  is to  $Y$ ,  $X$  and  $Y$  are parts of a *system* where the system is in part defined by *purposes, goals, and values generally*. This is why there are functions of policemen and professors but no function of human as such – unless we think of human as part of some larger system where their function is, e.g., to serve God." Houkes and Vermaas (2009: p. 407): "An agent  $a$  justifiably ascribes the physicochemical capacity to  $\phi$  as a function to an item  $x$ , relative to a use plan  $up$  for  $x$  and relative to an account  $A$ , if [amongst other conditions:]  $a$  believes that  $x$  has the capacity to  $\phi$ ;  $a$  believes that  $up$  leads to its goals due to, in part,  $x$ 's capacity to  $\phi$  ...".

<sup>6</sup> Tree diagrams that divide systems into their sub-systems are logically equivalent to the nested box diagrams used in this paper.

<sup>7</sup> Neander (1995) provides a view of how functions propagate through nested systems. As an example, she describes how, in a species of antelope, a given trait might alter the structure of haemoglobin which increases oxygen uptake which permits the antelope to survive at higher altitudes which contributes to gene replication (p. 115). Neander notes that as we move through this list of selected effects, we are describing the functions of ever larger systems: within individual cells, the trait alters the structure of the haemoglobin; the circulatory system takes up oxygen; the animal survives; the species replicates genes (p. 117). Neander

---

argues that all of the listed downstream effects that the trait has (in its many super-systems) are all functions of the trait. McLaughlin (2001) also recognises the propagation of effects in nested systems, saying “An artefact can [...] have a nested set of functions: If the function of the switch is to turn on the motor that opens the garage door, it also has the function of opening the door” (p. 55). In considering such arguments, Lewens (2005: pp. 133, 158) similarly concludes that for organisms and artefacts there is no basis for assigning only single functions to a given system where we can distinguish different functions of the system at different levels of explanation.

<sup>8</sup> This specification of the situation in which the indicator is being used is necessary because indicators are used to do many different things. Whilst a working indicator might reliably pulse light of certain intensity at a certain frequency, what this means is matter of intention and interpretation. Depending on the circumstances, indicators are used to, and are seen to, signal intention, make requests, issue warnings, offer thanks, and so on. Which of these is the case is determined by the specific mode of deployment, and local legislation or custom, each of which can be considered in terms of the various systems that encompass the bulb.